

# RPB-2Z-...

## bistable - impulse relays



RBP-2Z-A230



RBP-2Z-U24

- Bistable - impulse relays type "ON-OFF", single-function without memory
- Cadmium - free contacts 2 NO • AC and AC/DC input voltages
- Cover - modular, width 17,5 mm
- Direct mounting on 35 mm rail mount acc. to EN 60715
- Working with illuminated momentary bell switches or control buttons ❶
- Compliance with standard EN 61810
- Recognitions, certifications, directives: RoHS, EMC ❷

### Output circuit - contact data

|                             |                                     |
|-----------------------------|-------------------------------------|
| Number and type of contacts | 2 NO                                |
| Contact material            | AgSnO <sub>2</sub>                  |
| Max. switching voltage      | 300 V AC / 300 V DC                 |
| Rated load                  | AC1 8 A / 250 V AC                  |
|                             | DC1 8 A / 24 V DC                   |
| Max. make current           | 15 A                                |
| Rated current               | 8 A                                 |
| Max. breaking capacity      | AC1 2 000 VA                        |
| Min. breaking capacity      | 1 W 10 V, 10 mA                     |
| Contact resistance          | ≤ 100 mΩ                            |
| Max. operating frequency    | • at rated load AC1 600 cycles/hour |
|                             | • no load 3 600 cycles/hour         |

### Input circuit - coil data

|                                   |   |                             |
|-----------------------------------|---|-----------------------------|
| Rated voltage                     | 50/60 Hz AC 230 V                       | terminals A1, A2            |
|                                   | AC: 50/60 Hz AC/DC 24 V                 | terminals (-/+ )A1, (+/-)A2 |
| Must release voltage              | AC: ≥ 0,15 U <sub>n</sub>               | DC: ≥ 0,05 U <sub>n</sub>   |
| Operating range of supply voltage | 0,85...1,15 U <sub>n</sub>              | see Tables 1, 2             |
| Rated power consumption           | ≤ 0,6 W                                 | 230 V AC, 50/60 Hz          |
|                                   | ≤ 0,9 W                                 | 24 V AC/DC, 50/60 Hz        |
| Control contact S ❶               | • load ΣI < 5 mA                        |                             |
|                                   | • min. voltage ❷ 0,85 U <sub>n</sub>    |                             |
|                                   | • min. time of pulse duration ❸ ≥ 55 ms |                             |

### Insulation according to EN 60664-1

|                             |  |
|-----------------------------|--|
| Insulation rated voltage    | 250 V AC                               |
| Rated surge voltage         | 4 000 V 1,2 / 50 μs                    |
| Overvoltage category        | III                                    |
| Insulation pollution degree | 2                                      |
| Flammability class          | V-0 for modular cover, UL 94           |
| Dielectric strength         | • input - output 4 000 V AC            |
|                             | • contact clearance 1 000 V AC         |
|                             | • pole - pole 2 500 V AC               |
|                             | type of insulation: basic              |
|                             | type of clearance: micro-disconnection |
|                             | type of insulation: basic              |

### General data

|   |   |
|---|---|
| Operating / release time (typical values) | 60 ms / 60 ms   |
| Electrical life                           | • resistive AC1 0,5 x 10 <sup>5</sup> 8 A, 250 V AC ❹ |
| Mechanical life (cycles)                  | 10 <sup>7</sup>                                       |
| Operation cycle                           | 1:1   |
| Dimensions (L x W x H)                    | 90 ❺ x 17,5 x 64,6 mm                                 |
| Weight                                    | 69 g  |
| Ambient temperature                       | • storage -40...+70 °C                                |
| (non-condensation and/or icing)           | • operating -20...+55 °C                              |
| Cover protection category                 | IP 20 EN 60529  |
| Relative humidity                         | up to 85%   |
| Shock / vibration resistance              | 15 g / 0,35 mm DA 10...55 Hz                          |

### Function data

|               |   |
|---------------|---|
| Functions     | SET/RESET (RESET)                               |
| LED indicator | green LED U ON - indication of supply voltage U |
|               | yellow LED R ON/OFF - output relay status       |

❶ Control contact S provides control of switching ON/OFF of receivers (lighting or other devices) from a few different points, with the use of connected in parallel: illuminated momentary bell switches or control buttons. ❷ EMC tests (electromagnetic compatibility): EN 55011, EN 61000-4-2/3/4/5/6/11. ❸ Where the control signal is recognizable. ❹ Continuous voltage applied between A1, A2, activated with the control contact S. ❺ Length with 35 mm rail catches: 98,8 mm.

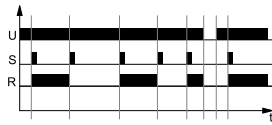
27.11.2025

# RPB-2Z-...

## bistable - impulse relays

### Functions

**SET/RESET (RESET)** - Switching ON and OFF, controlled by pulses on the contact S.



After the supply voltage has been applied, the output relay R remains switched off.

When a pulse occurs on the control input S, the output relay R is activated (SET). This status lasts until another control pulse occurs - then, the output relay R is switched off (RESET).

Further pulses which will occur on the control input S will change the R contact status into an opposite one.

Switching the supply off will cause switching the output relay R off. Switching on the supply again and applying a control pulse to the S input will switch the R relay on. Further control pulses which will occur on the control input S will change the R contact status into an opposite one.

### Additional functions

**LEDs:** green U, yellow R - are lit permanently.

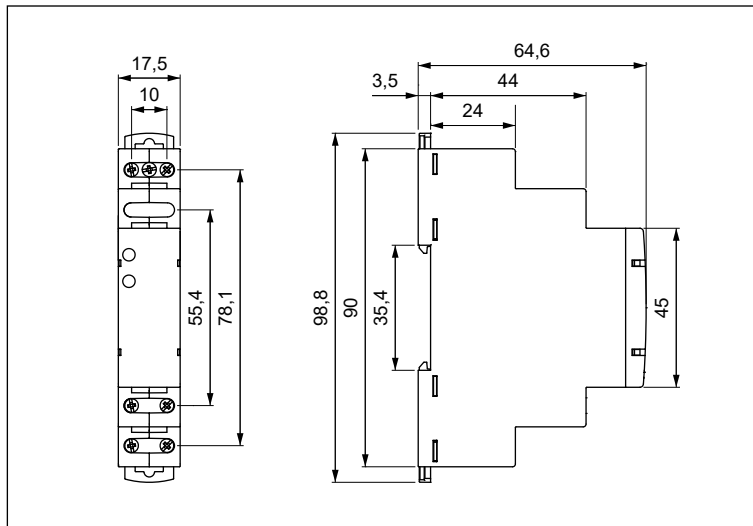
**Triggering:** the relay is triggered by connecting the contact S to the A1 terminal, from connected in parallel switches / control buttons. For DC supply, the positive pole may be connected to the A1 or A2 terminal.

#### Supply:

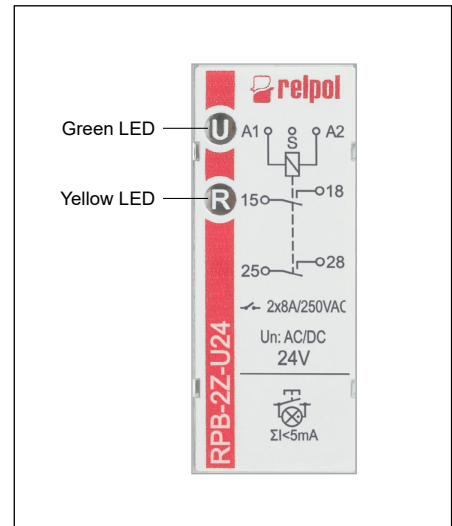
- **RPB-2Z-A230:** the relay may be supplied with AC voltage 50/60 Hz of 195,5...264,5 V,
- **RPB-2Z-U24:** the relay may be supplied with DC voltage or AC voltage 50/60 Hz of 20,4...27,6 V.

U - supply voltage; R - output state of the relay; t - time axis

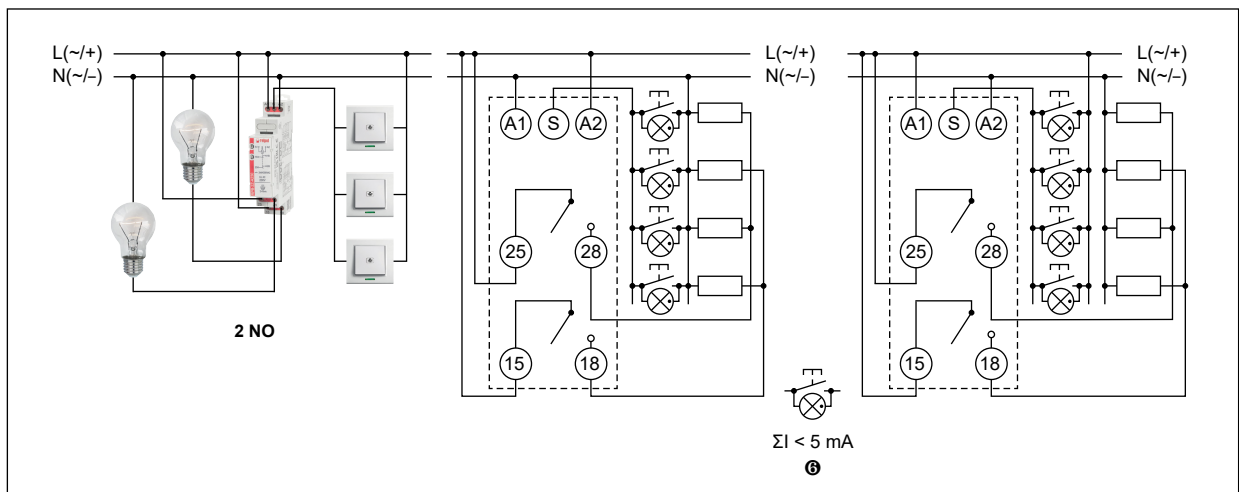
### Dimensions



### Front panel description



### Connection diagrams



**Note:** the indicated polarization of the supply refers only to the relays RPB-2Z-U24. ⑥ If too many illuminated switches are connected, the lighting circuits can be switched on spontaneously or the lights can be switched on permanently.

27.11.2025

# RPB-2Z-...


## bistable - impulse relays

### Mounting

Relays **RPB-2Z-...** are designed for direct mounting on 35 mm rail mount acc. to EN 60715. Operational position - any. **Connections:** max. cross section of the cables: 1 x 2,5 mm<sup>2</sup> (1 x 14 AWG), stripping length: 6,5 mm, max. tightening moment for the terminal: 0,5 Nm.



**Two catches:**  
easy mounting  
on 35 mm rail,  
firm hold  
(top and bottom).



**Mounting wires  
in clamps:**  
universal screw  
(cross-recessed  
or slotted head).

**Coil data - AC 50/60 Hz voltage version**

**Table 1**

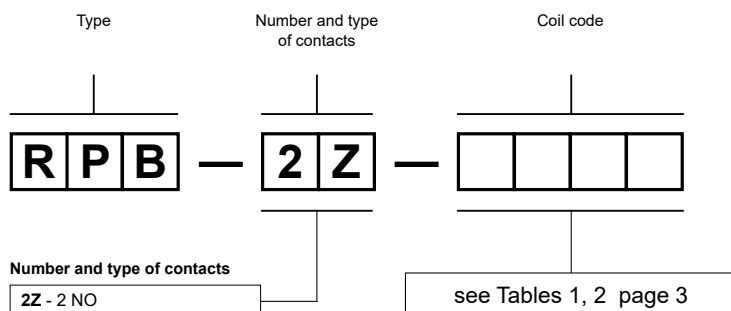
| Coil code | Rated voltage<br>V AC | Coil operating range<br>V AC |                 |
|-----------|-----------------------|------------------------------|-----------------|
|           |                       | min. (at 20 °C)              | max. (at 55 °C) |
| A230      | 230                   | 195,5                        | 264,5           |

**Coil data - AC/DC 50/60 Hz voltage version**

**Table 2**

| Coil code | Rated voltage<br>V AC/DC | Coil operating range<br>V AC/DC |                 |
|-----------|--------------------------|---------------------------------|-----------------|
|           |                          | min. (at 20 °C)                 | max. (at 55 °C) |
| U24       | 24                       | 20,4                            | 27,6            |

### Ordering codes



Examples of ordering codes:

#### **RPB-2Z-A230**

bistable - impulse relay **RPB-2Z-...**, single-function (relay perform function SET/RESET (RESET)), cover - modular, width 17,5 mm, two normally open contacts, contact material AgSnO<sub>2</sub>, coil voltage 230 V AC 50/60 Hz

#### **RPB-2Z-U24**

bistable - impulse relay **RPB-2Z-...**, single-function (relay perform function SET/RESET (RESET)), cover - modular, width 17,5 mm, two normally open contacts, contact material AgSnO<sub>2</sub>, coil voltage 24 V AC/DC AC: 50/60 Hz

### PRECAUTIONS:

1. Ensure that the parameters of the product described in its specification provide a safety margin for the appropriate operation of the device or system and never use the product in circumstances which exceed the parameters of the product. 2. Never touch any live parts of the device. 3. Ensure that the product has been connected correctly. An incorrect connection may cause malfunction, excessive heating or risk of fire. 4. In case of any risk of any serious material loss or death or injuries of humans or animals, the devices or systems shall be designed so to equip them with double safety system to guarantee their reliable operation.