

RSP-T2T3-AC/...

1,2,3,4-pole lightning and surge arresters, $I_{max} = 20 \text{ kA/pole}$

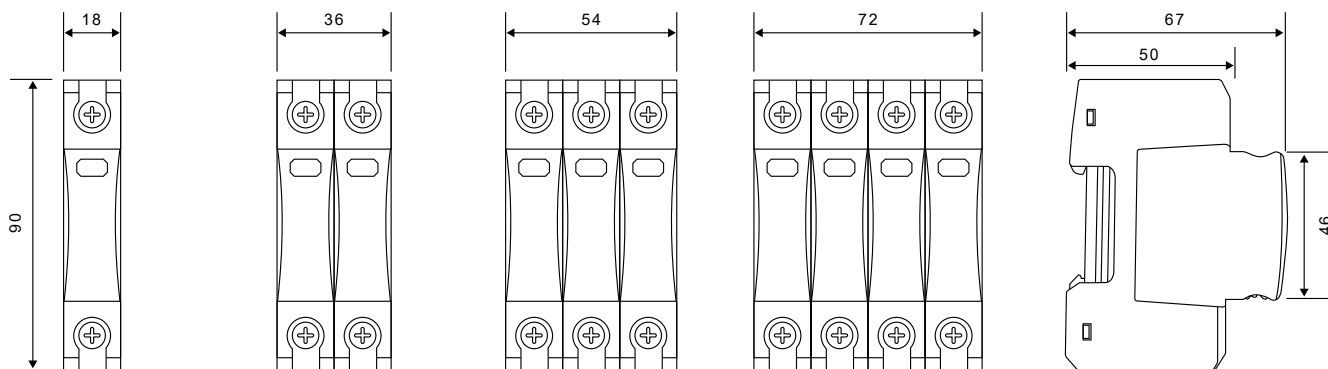
RSP-T2T3-AC/2P



- Category IEC / EN / VDE: class II+III / type 2+3 / C+D
- Location of use: main-distribution boards (MB)
- Network systems: TN
- Modes of protection: L-N, N-PE
- Protection elements: MOV, MOV+GDT
- Cover: modular (replaceable module)
- Mechanical status indicator: green/red flag
- Compliance with standards: IEC 61643-11:2011, ISO 9001, CE, RoHS

Type of arrester	RSP-T2T3-AC/1P	RSP-T2T3-AC/2P	RSP-T2T3-AC/3P	RSP-T2T3-AC/4P	RSP-T2T3-AC/1+NPE	RSP-T2T3-AC/3+NPE
Electrical data						
Number of poles	1	2	3	4	2	4
Max. continuous operating voltage U_c	275 V AC					
Nom. discharge current (8/20 μs) I_n	10 kA					
Max. discharge current (8/20 μs) I_{max}	20 kA					
Voltage protection level U_p	$\leq 1,3 \text{ kV}$					
Response time t_A	$\leq 25 \text{ ns}$					
Max. backup fuse	125 A gL/gG					
General data						
Ambient temperature (operating) T_a	$-40...+80 \text{ }^\circ\text{C}$					
Cross section of cables connected to terminals	1,5...25 mm ² (solid) / 35 mm ² (flexible)					
Terminal tightening moment	max. 4,5 Nm					
Mounting	direct mounting on 35 mm rail mount (EN 60715)					
Cover protection category	IP 20 (EN 60529)					
Cover material	thermoplastic; extinguishing degree UL 94 V-0					
Dimensions (L x W x H) [mm]	90 x 18 x 67	90 x 36 x 67	90 x 54 x 67	90 x 72 x 67	90 x 36 x 67	90 x 72 x 67
Weight	120 g	203 g	295 g	381 g	211 g	392 g

Dimensions



RSP-T2T3-AC/1P

RSP-T2T3-AC/2P
RSP-T2T3-AC/1+NPE

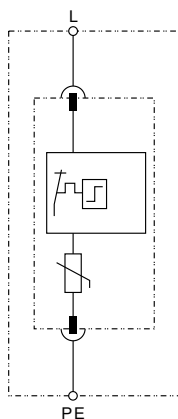
RSP-T2T3-AC/3P

RSP-T2T3-AC/4P
RSP-T2T3-AC/3+NPE

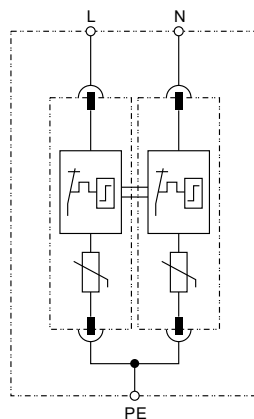
RSP-T2T3-AC/...

1,2,3,4-pole lightning and surge arresters, $I_{max} = 20 \text{ kA/pole}$

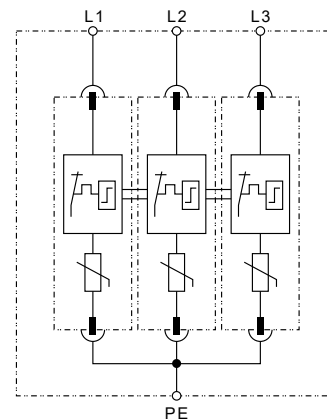
Connection diagrams



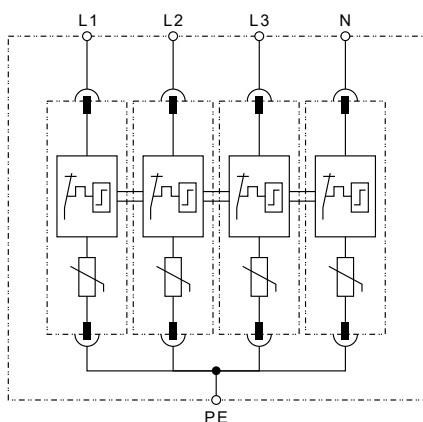
RSP-T2T3-AC/1P



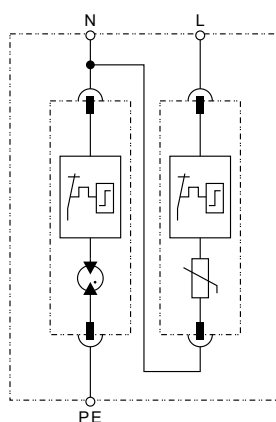
RSP-T2T3-AC/2P



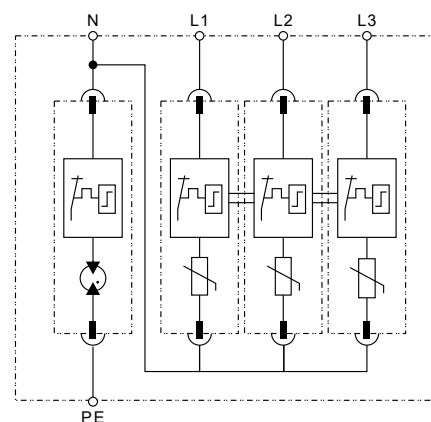
RSP-T2T3-AC/3P



RSP-T2T3-AC/4P



RSP-T2T3-AC/1+NPE



RSP-T2T3-AC/3+NPE

Applications:

- for protecting low voltage equipment against lightning and surge damages,
- for installation in conformity with the lightning protection zones concept at LPZ 0-1,
- designed according to IEC 61643-11:2011.

Features:

- class II+III SPDs have adopted hermetical GDT technology, high follow current extinguishing capability,
- extremely low voltage protection level,
- double terminals for parallel or series (V-shape) connection,
- multifunctional connection for conductors and busbars.

Series description:

- **RSP-T2T3-AC/...** is the class II+III SPD for low voltage power supply system,
- mainly installed at main distribution cabinet,
- it can discharging lightning current, there is no external spark thanks to the sealed sparkgap technology,
- it has strong follow current extinguishing capability, at 2 kA 255 V fuse 32 A will not be triggered,
- note: all SPD used in power supply system should always add backup fuse or CCT breaker.

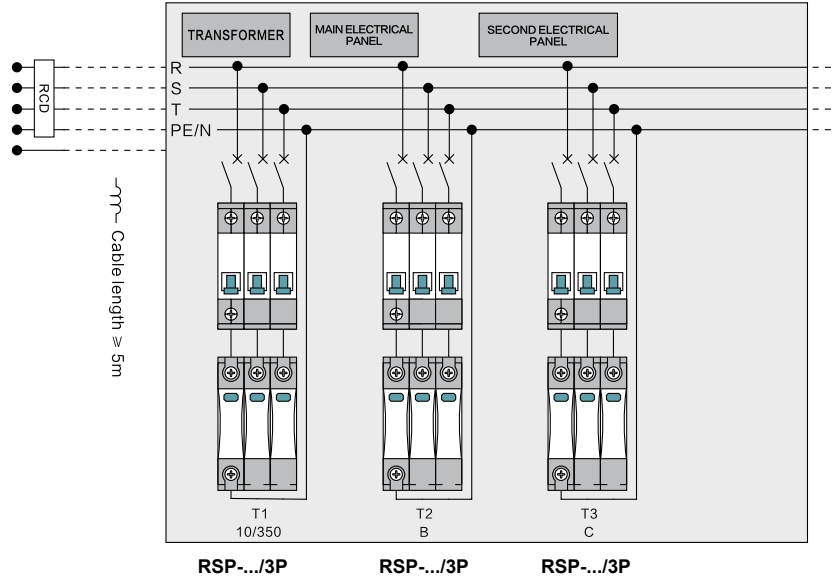
Types for reference:

- **RSP-.../1P**: combined SPD for single-phase TN-C systems and TN-C-S systems (if the PEN connection is established within 0,5 m),
- **RSP-.../2P**: combined SPD for single-phase TN-S systems,
- **RSP-.../3P**: combined SPD for three-phase TN-C systems and TN-C-S systems (if the PEN connection is established within 0,5 m),
- **RSP-.../4P**: combined SPD for three-phase TN-S systems,
- **RSP-.../1+NPE**: combined SPD for single-phase TT systems,
- **RSP-.../3+NPE**: combined SPD for three-phase TT systems.

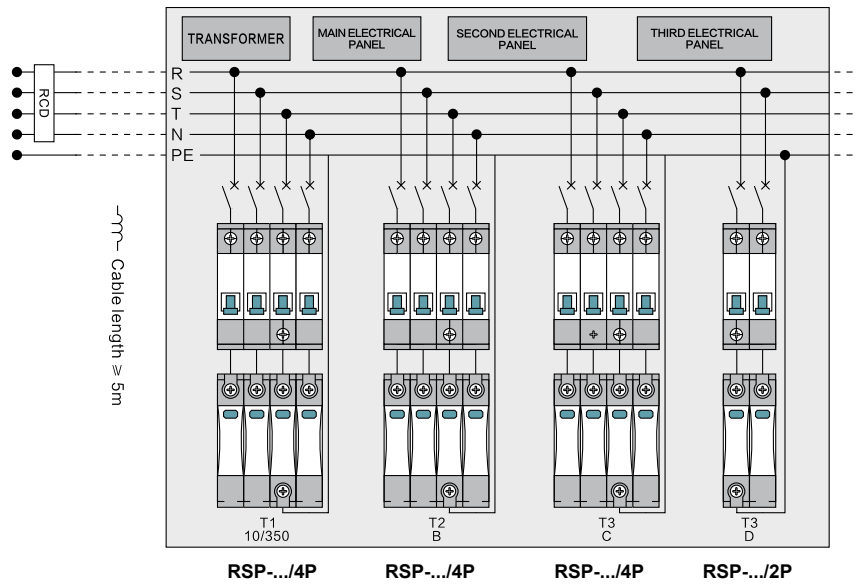
RSP-T2T3-AC/...

1,2,3,4-pole lightning and surge arresters, $I_{max} = 20 \text{ kA/pole}$

TN-C system



TN-S system



TT system

