

RMM-483-10-U

multifunction network parameter meters



NEW

- **Multifunction meters** - for monitoring network parameters
- True RMS suitable for EMS, SCADA, ERP applications

- Site programmable for CT/VT ratio
- Site programmable for network selection
- User selectable energy measurement on DO and INT LED
- RS-485 Modbus RTU communication
- up to 31 harmonic THD%
- Recognitions, certifications, directives: RoHS, **CE**

Input circuit

Type of measurement networks	3P4W, 3P3W, 2P3W, 1P2W (L-N)
Measurement method	True RMS see Table 1
Measurement accuracy	Class 1 as per IEC 62053-22
Auxiliary input	85...300 V AC/DC
Power consumption	< 8 VA
Frequency range	45...65 Hz

Output/measuring circuit ^❶

Measurement input	20...277 V AC (L-N)	35...480 V AC (L-L) Cat. III
	20...347 V AC (L-N)	35...519 V AC (L-L) Cat. II
Voltage transformer VT	• primary • secondary	0,1...500 kV (L-L) (programmable) 100...500 V (programmable)
Measurement method	True RMS	
Input voltage (Budren)	< 0,2 VA at 300 V AC	
Input current (Budren)	0,5 VA at 5A	
Input current	• rated • min., max.	5 A AC 11 mA, 6 A
Current transformer CT	• primary • secondary	1 A / 5...10 A (programmable) 1 A / 5 A (programmable)

General data

Material	polycarbonate
Mounting type	panel mount
Dimensions (L x W x H)	99 x 99 x 55 mm
Panel cutout	91,5 x 91,5 mm
Weight	318 g
Cover protection category	front: IP 54 back: IP 30
Accessories	panel mount clamp, terminal cover

^❶ Common measure with CT and VT - look at data sheet.

Measurements accuracy

Table 1

Measurement type	Compliance with the standard	Measurement error
Accuracy	Class as per IEC 61557-12 (In = 5 A, rated CT)	1%
Active energy	Class 1S as per IEC 62053-22 (In = 5 A, rated C)	±1%
Reactive energy	Class 1 as per IEC 62053-24 (In = 5 A, rated CT)	±1%
Apparent energy	Class 0.5S (In = 5 A, rated CT)	±1%
Active power	±1%	
Reactive power	±1%	
Apparent power	±1%	
Current	±0,5%	
Voltage (L-N), (L-L)	±0,5%	
Frequency	±0,005 %	

PRECAUTIONS:

1. Ensure that the parameters of the product described in its specification provide a safety margin for the appropriate operation of the device or system and never use the product in circumstances which exceed the parameters of the product. 2. Never touch any live parts of the device. 3. Ensure that the product has been connected correctly. An incorrect connection may cause malfunction, excessive heating or risk of fire. 4. In case of any risk of any serious material loss or death or injuries of humans or animals, the devices or systems shall be designed so to equip them with double safety system to guarantee their reliable operation.

RMM-483-10-U

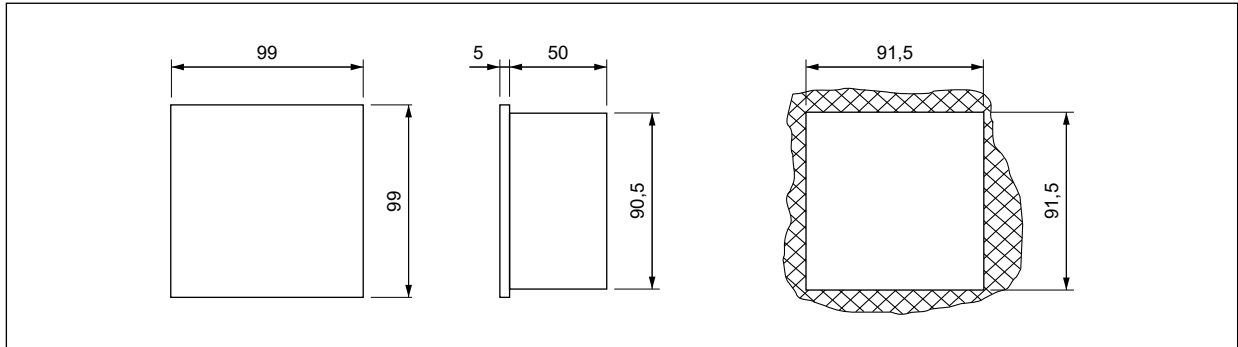
multifunction network parameter meters

Description

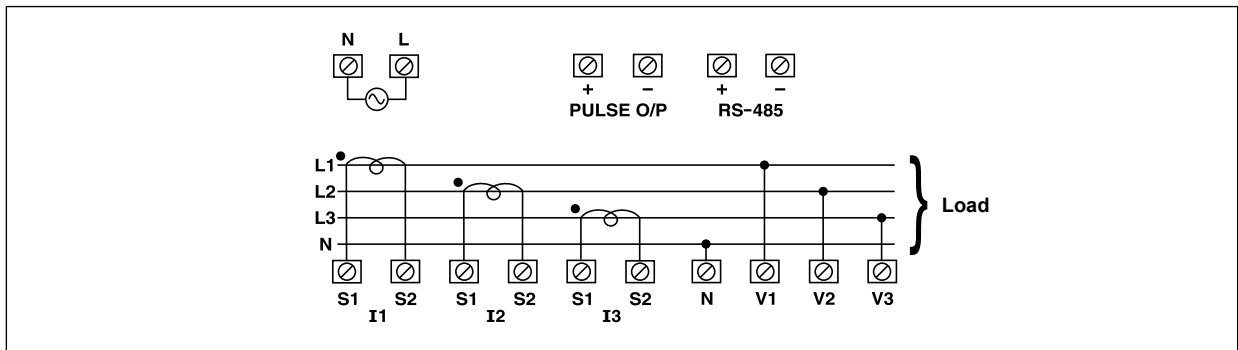
Features of meters **RMM-483-10-U**:

- power factor sign convention (IEC/IEEE standards),
- four quadrant measurements of power factor & power,
- 3-phase import, export, import + export, import - export (active, reactive, apparent) energies,
- measurements of true, displacement and distortion power factor.

Dimensions, opening on panel mounting



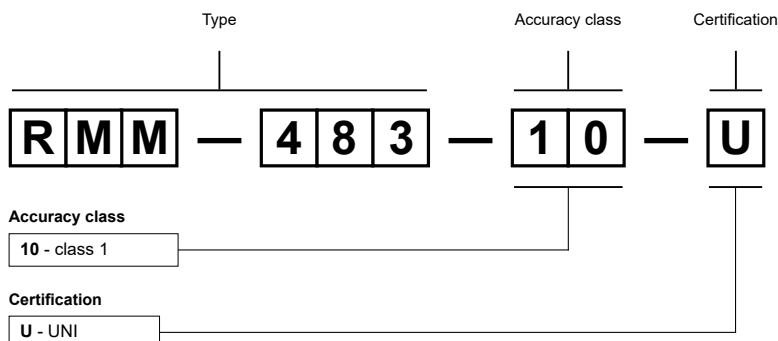
Connection diagram



Mounting

Meters **RMM-483-10-U** are designed for direct mounting on panel. Operational position - vertical. **Connections:** max. cross section of the cables (at 75 °C): 0,5...2,5 mm² (20...14 AWG), max. tightening moment for the terminal: 0,68...0,79 Nm.

Ordering codes



Example of ordering codes:

RMM-483-10-U meter **RMM-483-10-U**, on panel mounting, multifunction (electric parameters measurement in network AC), accuracy class 1