

RWT-TPD1

weekly digital clocks



NEW

- 52 programs, pulse program, holiday mode
- Automatic summer/winter digital clockover
- Automatic transfer of weekdays
- Sealable cover of the front panel, easy setting by 4 buttons (manual control by buttons combination)
- LCD display
- 3 year power reserve (internal lithium battery which can protect real time clock and all the settings when the electric power supply is off)
- One channel
- AC/DC input voltages • Cover - modular, width 36 mm
- Direct mounting on 35 mm rail mount acc. to EN 60715
- Compliance with standards EN 60730-1, EN 60730-2-7
- Recognitions, certifications, directives: RoHS

- **Weekly digital clocks** - for realization of time functions in the control and automation systems; they operate according to the set time schedule planned by the user; pulse program can be used for school or factory bell ringing

Output circuit - contact data

Number and type of contacts		1 CO
Rated load	AC1	16 A / 250 V AC
Rated current		16 A
Max. breaking capacity	AC1	4 000 VA
	DC1	384 W

Input circuit - control

Rated voltage	AC: 50/60 Hz AC/DC	24...264 V	terminals (+)A1, (-)A2
Operating range of supply voltage		0,9...1,1 U _n	
Rated power consumption		1 W	
Range of supply frequency	AC	48...63 Hz	
Power reserve		3 years	(internal lithium battery)

General data

Electrical life	• resistive AC1	10 ⁵	16 A, 250 V AC
Mechanical life (cycles)		10 ⁶	
Dimensions (L x W x H)		90 x 36 x 65 mm	
Ambient temperature	• storage	-20...+55 °C	
(non-condensation and/or icing)	• operating	-30...+70 °C	
Cover protection category		IP 20	EN 60529
Insulation pollution degree		3	
Relative humidity		up to 50%	40 °C (non-condensation)
Operating altitude		0...2 000 m	

Programming circuit data

Programs	52 weekly, daily, pulse
Operating modes	manual, automatic, holiday
Summer/winter time	off, automatic switchover
Setting accuracy	≤ 1 s/day 25 °C
Data readout	LCD display without backlight

RWT-TPD1

weekly digital clocks

Description

Weekly digital clocks **RWT-TPD1** are applied for switching on and off pumps, air conditioning, heating, lights and school or factory bells.

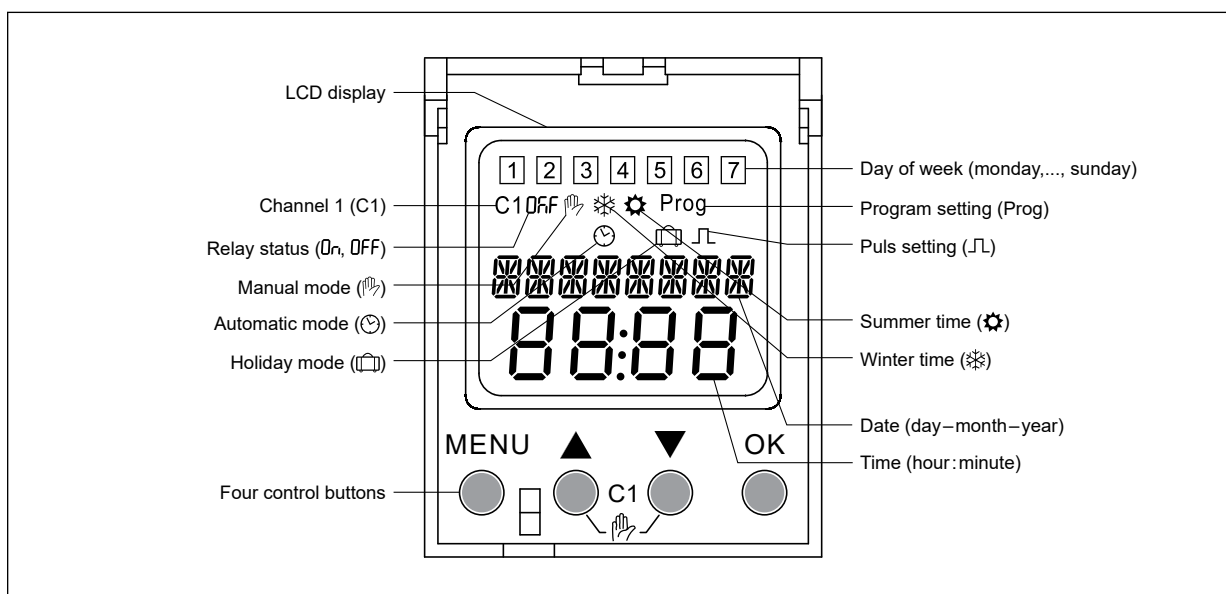
Physical and program resources:

- initial operation: selecting desired language, selecting adequate year, month, day, hour and minute,
- selecting desired main menu,

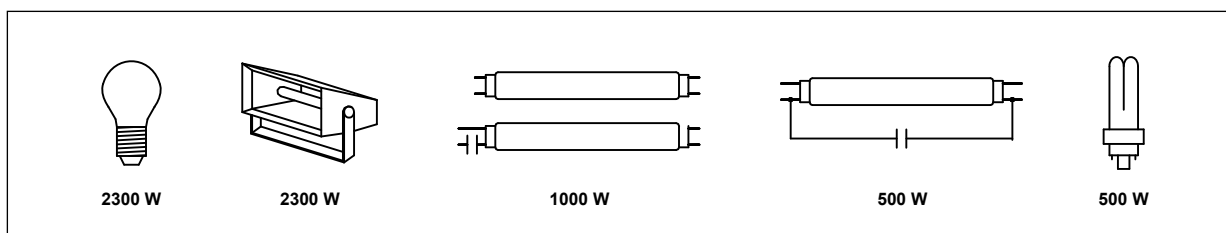
- time and date setting: time setting, date setting, summer/winter time setting,
- holiday mode setting,
- programming: creating, modifying, reviewing and deleting of puls mode,
- language setting,
- control: automatically reset of the device, buttons for manual control.

Front panel description

LCD display without backlight: symbols are displayed on the screen.



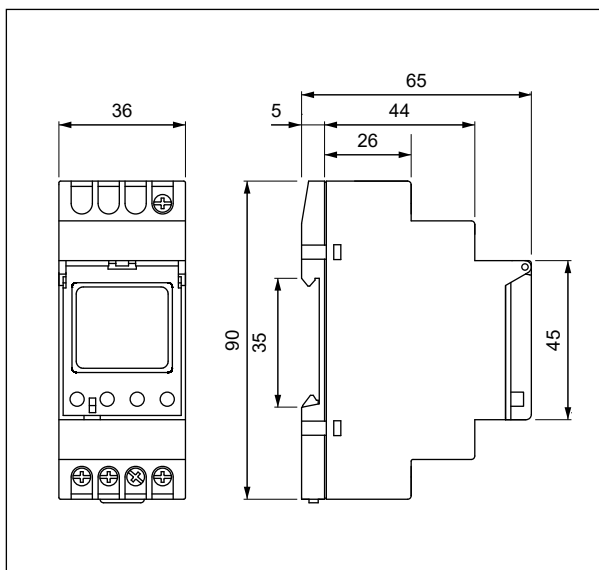
Maximum control power



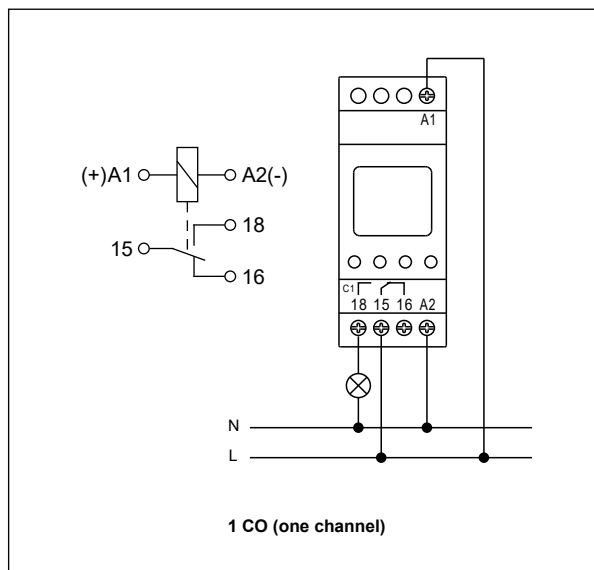
RWT-TPD1

weekly digital clocks

Dimensions



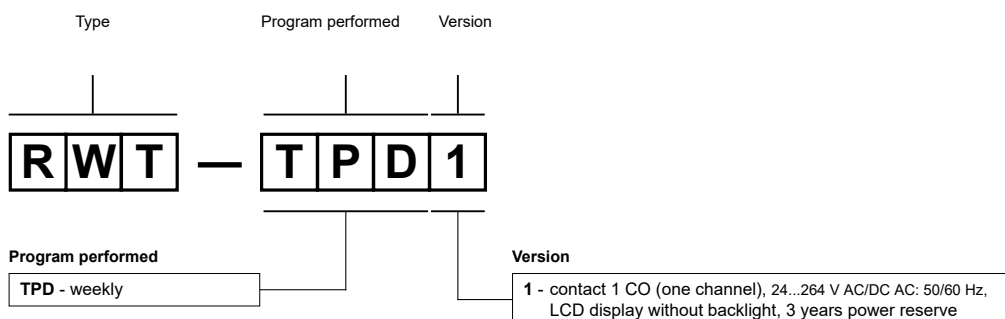
Connection diagrams



Mounting

Clocks **RWT-TPD1** are designed for direct mounting on 35 mm rail mount acc. to EN 60715. Operational position - vertical. **Connections:** max. cross section of the cables: 1...4 mm² (17...12 AWG), stripping length: 6,5 mm, max. tightening moment for the terminal: 0,5 Nm.

Ordering codes



Example of ordering codes:

RWT-TPD1 digital clock **RWT-TPD1**, weekly (clock perform 52 programs + holiday mode), cover - modular, width 36 mm, LCD display without backlight, 3 years power reserve, one changeover contact (one channel), rated input voltage 24...264 V AC/DC AC: 50/60 Hz

PRECAUTIONS:

1. Ensure that the parameters of the product described in its specification provide a safety margin for the appropriate operation of the device or system and never use the product in circumstances which exceed the parameters of the product. 2. Never touch any live parts of the device. 3. Ensure that the product has been connected correctly. An incorrect connection may cause malfunction, excessive heating or risk of fire. 4. In case of any risk of any serious material loss or death or injuries of humans or animals, the devices or systems shall be designed so to equip them with double safety system to guarantee their reliable operation.