




RXC63

installation contactors



- **Four-pole installation contactors**
- Protection against direct contact IP 20
- AC and DC input voltages
- Cover - modular, width 54 mm
- Direct mounting on 35 mm rail mount acc. to EN 60715
- Applications: in household systems (resistance furnaces, heaters, squirrel-cage motors, motor-loads in domestic)
- Compliance with standard PN-EN 61095
- Recognitions, certifications, directives: RoHS,   

Output circuit - contact data

Number and type of contacts	4 NO, 3 NO + 1 NC, 2 NO + 2 NC		
Rated operational voltage	400 V AC		
Rated operational current	AC1 / AC7a	63 A	
	AC3 / AC7b	20 A	
Rated thermal current	63 A		
Insulation rated voltage	500 V AC		
Operational power	AC1 / AC7a	14 kW 230 V AC	25 kW 400 V AC
	AC3 / AC7b	4,5 kW 230 V AC	8 kW 400 V AC

Input circuit - coil data

Control voltage	50/60 Hz AC	24, 230 V
	DC	24 V
Release voltage	0,2...0,75 U _s	
Range of control voltage	0,85...1,1 U _s (under operating conditions)	
Maximum power	2,1 W 24, 230 V AC	

General data

Electrical life (cycles)	10 ⁵	
Mechanical life (cycles)	> 10 ⁶	
Rated working system	• intermittent working system	
	30 times/h load factor 40%	
Dimensions (L x W x H)	85 ^① x 54 x 67 mm	
Weight	330 g	
Ambient temperature	• operating	-5...+60 °C (non-condensation and/or icing)
Cover protection category	IP 20 EN 60529	
Relative humidity	≤ 50% 40 °C	≤ 90% 20 °C ^②
Operating altitude	0...2 000 m	
Overvoltage category	II	
Insulation pollution degree	2	

① Length with 35 mm rail catch: 90 mm. ② Special measures shall be taken for occasional condensation due to temperature changes.

Table of codes

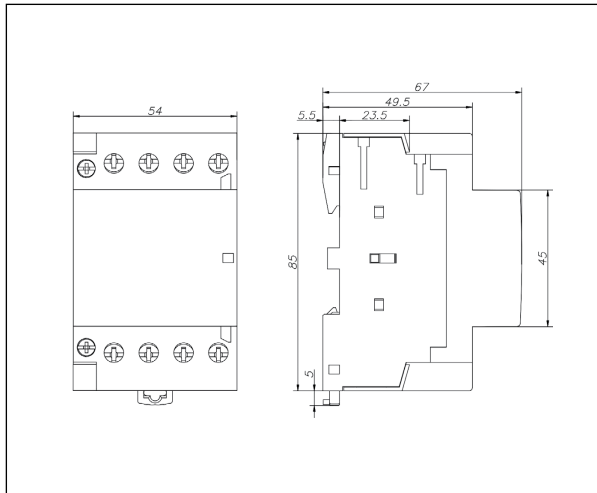
Table 1

Contact code	Configuration of contacts	Control coil voltage
RXC63-40-A024	4 NO	24 V AC 50/60 Hz
RXC63-31-A024	3 NO + 1 NC	24 V AC 50/60 Hz
RXC63-22-A024	2 NO + 2 NC	24 V AC 50/60 Hz
RXC63-40-A230	4 NO	230 V AC 50/60 Hz
RXC63-31-A230	3 NO + 1 NC	230 V AC 50/60 Hz
RXC63-22-A230	2 NO + 2 NC	230 V AC 50/60 Hz
RXC63-40-D024	4 NO	24 V DC
RXC63-31-D024	3 NO + 1 NC	24 V DC
RXC63-22-D024	2 NO + 2 NC	24 V DC

RXC63

installation contactors

Dimensions



Mounting, accessories for contactors

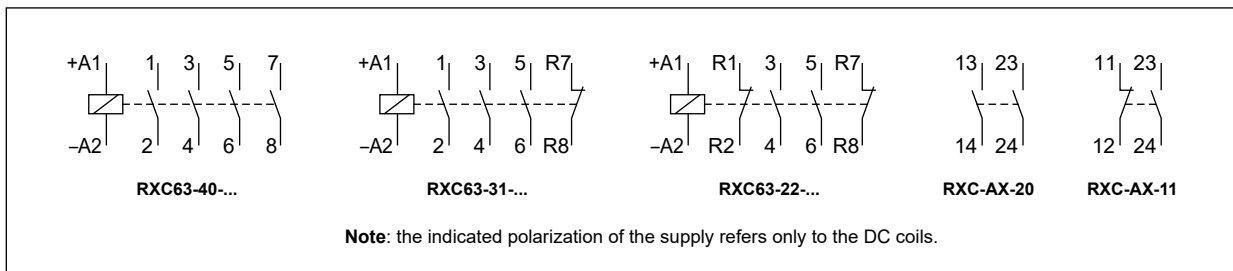
Installation contactors **RXC63** are designed for direct mounting on 35 mm rail mount acc. to EN 60715 Ⓢ - they are delivered ready to install. Operational position - shall be vertical, and the inclination in each direction shall not exceed $\pm 5^\circ$ (there shall be no significant shock and vibration). **Connections:** conductor cross section: input $2 \times 1,5 \text{ mm}^2 / 2 \times 2,5 \text{ mm}^2$ (hard wire / flexible cord), output $6...25 \text{ mm}^2 / 6...16 \text{ mm}^2$ (hard wire / flexible cord), input terminals: 2 screws M3,5, max. tightening moment for the terminal: 0,8 Nm, output terminals: 8 screws M5, max. tightening moment for the terminal: 3,5 Nm. For **RXC63** contactors we offer additional auxiliary contacts **RXC-AX** (mounted on the side of the contactor, increase the width by 9 mm).

Ⓢ The distance at least 6 mm between the contactors mounted side by side.

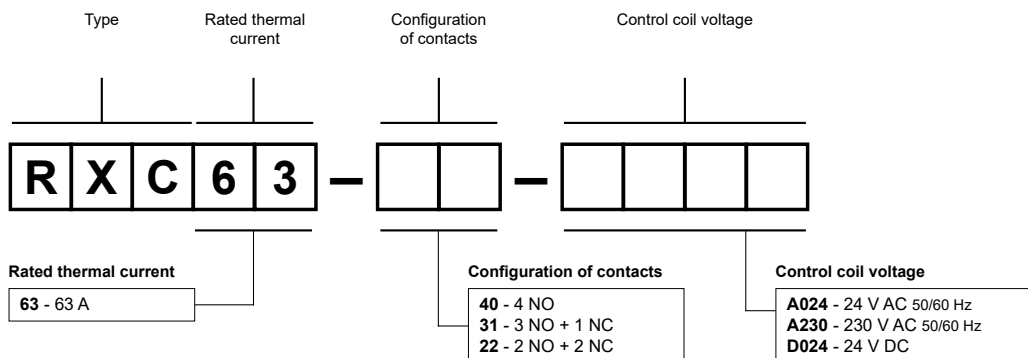


RXC-AX

Connection diagrams



Ordering codes



Examples of ordering codes Ⓢ:

RXC63-40-A024 contactor **RXC63-...**, rated thermal current 63 A, four-pole - contacts 4 NO, control coil voltage 24 V AC 50/60 Hz

RXC63-31-D024 contactor **RXC63-...**, rated thermal current 63 A, four-pole - contacts 3 NO + 1 NC, control coil voltage 24 V DC

Ⓢ Ordering codes **RXC63-...** are specified in Table 1, "Contactor code" column.