


PI6-1T

interface relays



- Width 6,2 mm
- Interface relay **PI6-1T** - with triac output
- 35 mm rail mount acc. to EN 60715
- May be linked with 20-pole interconnection strip type **ZG20**
- Equipped in LED green
- Recognitions, certifications, directives: RoHS, **CE ENEC UK CA**

Output circuit - Triac

Number and type of outputs		1 NO
Rated / max. switching voltage	AC	400 V / 440 V
Min. switching voltage	AC	20 V
Rated load	AC1	1,2 A / 400 V AC
Min. switching current		10 mA
Max. non-repeat surge current		30 A 20 ms
Rated current		1,2 A
I ² t for fusing		5,1 A ² s 1...10 ms
dI/dt		50 A/μs
dV/dt		40 V/μs

Input circuit

Rated voltage	DC	5...32 V
	AC: 50/60 Hz AC/DC	24, 230 V
Turn-off voltage		AC: ≥ 0,2 U _n DC: ≥ 0,1 U _n
Rated power consumption	DC	0,3 W
	AC/DC	0,3 VA / 0,3 W 5...32 V DC at 24 V
	AC/DC	1,6 VA / 1,6 W 24 V AC/DC
		230 V AC/DC

Insulation according to EN 60664-1


Insulation rated voltage	600 V AC
Insulation pollution degree	2
Dielectric strength	
• input - output	4 000 V AC 50/60 Hz, 1 min., type of insulation: reinforced

General data

Operating time	10 ms	max. (zero turn-on)
Release time	10 ms	max.
Dimensions (L x W x H)	93,8 x 6,2 x 80 mm	
Weight	40 g	
Ambient temperature	• storage	-40...+70 °C
(non-condensation and/or icing)	• operating	-40...+55 °C
Cover protection category	IP 20	EN 60529
Environmental protection	RTI	EN 61810-1
Shock resistance	10 g	
Vibration resistance	5 g	10...500 Hz

Interface relays SIR6W... (SIR6WB...)

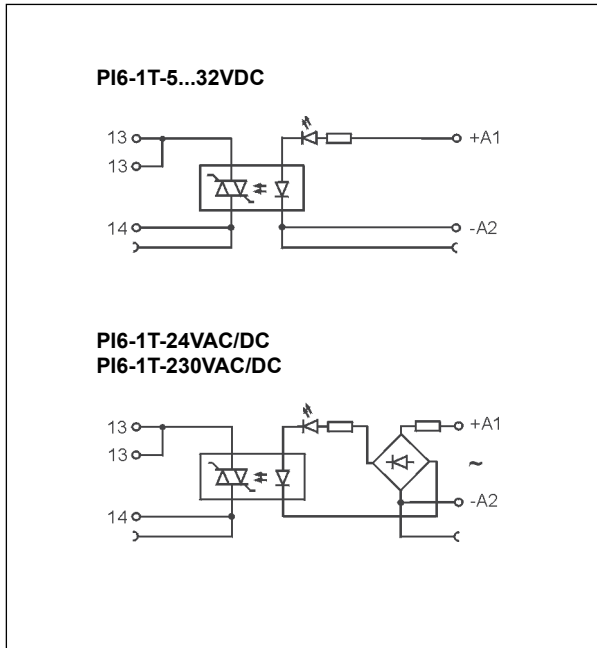
set:
relay RM699BV (RSR30)
+ socket 6W (6WB)



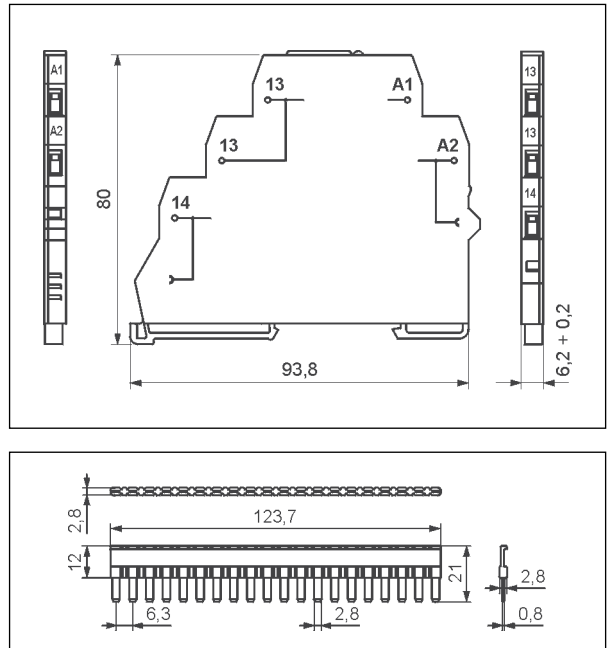
PI6-1T

interface relays

Connection diagrams



Dimensions




20-pole interconnection strip type **ZG20**

Mounting

Relays **PI6-1T** are designed for direct mounting on 35 mm rail mount acc. to EN 60715. **Connections:** max. cross section of the cables: 1 x 2,5 mm² / 2 x 1,5 mm² (1 x 14 / 2 x 16 AWG), stripping length: 8 mm, max. tightening moment for the terminal: 0,3 Nm.

PI6-1T may be linked with 20-pole interconnection strip type **ZG20**. Strip **ZG20** bridges common input or output signals, maximum permissible current is 36 A / 250 V AC. Colours of strips: **ZG20-1** red, **ZG20-2** black, **ZG20-3** blue.



Interconnection strip ZG20:
bridging of common
input or output signals.



Input data

Table 1

Interface relay code	Rated input voltage U_n	Power of input circuit
PI6-1T-5...32VDC	5...32 V DC	0,3 W at 24 V
PI6-1T-24VAC/DC	24 V AC/DC	0,3 VA / 0,3 W
PI6-1T-230VAC/DC	230 V AC/DC	1,6 VA / 1,6 W

Ordering codes

Ordering codes **PI6-1T** are specified in Table 1, "Interface relay code" column.

PRECAUTIONS:

1. Ensure that the parameters of the product described in its specification provide a safety margin for the appropriate operation of the device or system and never use the product in circumstances which exceed the parameters of the product. 2. Never touch any live parts of the device. 3. Ensure that the product has been connected correctly. An incorrect connection may cause malfunction, excessive heating or risk of fire. 4. In case of any risk of any serious material loss or death or injuries of humans or animals, the devices or systems shall be designed so to equip them with double safety system to guarantee their reliable operation.